




# SLES vs DES

## WHICH PROGRAM AM I SUITED TO?


### SLES - SCHOOL LEAVERS EMPLOYMENT SUPPORTS

- School leavers through to 22 years old with a significant disability who require intensive support with the transition from school to employment.
- SLES is an NDIS funded program found under the category of Finding and Keeping a Job and the support purpose of Capacity Building.
- SLES provides small group work skills sessions, tailored one-on-one support, and work experience to help each student along their pathway to employment.



### DES - DISABILITY EMPLOYMENT SERVICES

- DES is for people with a Disability, Injury or Health Condition who want to find a job in open employment.
- You don't need to have NDIS funding to receive DES support.
- DES is for people wanting to work at least 8 hours per week in open employment.
- DES is about working with you at your pace to help you find the right job with the right employer.
- DES Employment Consultants will support people from school leaving age right through to retirement age.



### FURTHER QUESTIONS?

Feel free to call our SLES and DES consultants:  
**1300 521 511 | [wdeaworks.org.au](http://wdeaworks.org.au)**

**wdea works**

